




# REFRIGERATION HARDWARE SUPPLY CORPORATION

632 Foresight Circle, Grand Junction, CO 81505  
Phone: (800) 716-7788 • FAX: (800) 835-6655  
Email: colorado@rhsparts.com

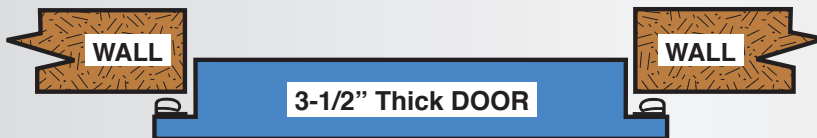
9021 Norris Ave., Sun Valley, CA 91352  
Phone: (800) 537-8300 • FAX: (800) 833-3515  
Email: california@rhsparts.com

## SELECTING THE RIGHT CUSTOM WALK-IN DOOR

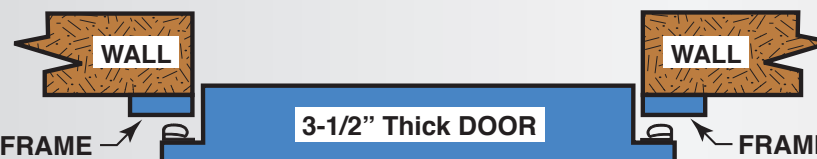
(OVERHEAD VIEW CROSS-SECTIONS)



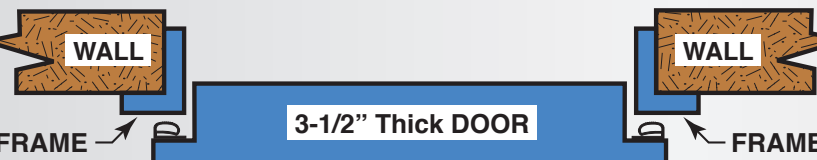
**FLUSH DOOR ONLY**  
USE RHS FORM 1



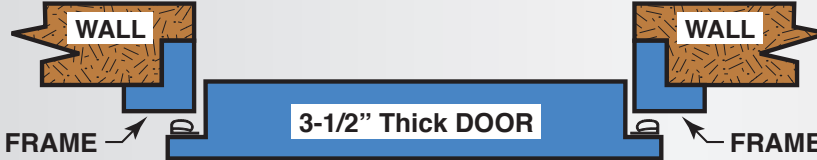
**OFFSET DOOR ONLY**  
USE RHS FORM 2



**OFFSET DOOR and FACE FRAME**  
USE RHS FORM 3



**OFFSET DOOR and 'L' FRAME**  
(For Rough Wall Opening)  
USE RHS FORM 4



**OFFSET DOOR and 'L' FRAME**  
(For Flush Wall Opening)  
USE RHS FORM 5

Please call 800-423-2446 for assistance.



# REFRIGERATION HARDWARE SUPPLY CORPORATION

632 Foresight Circle, Grand Junction, CO 81505  
Phone: (800) 716-7788 • FAX: (800) 835-6655  
Email: colorado@rhsparts.com

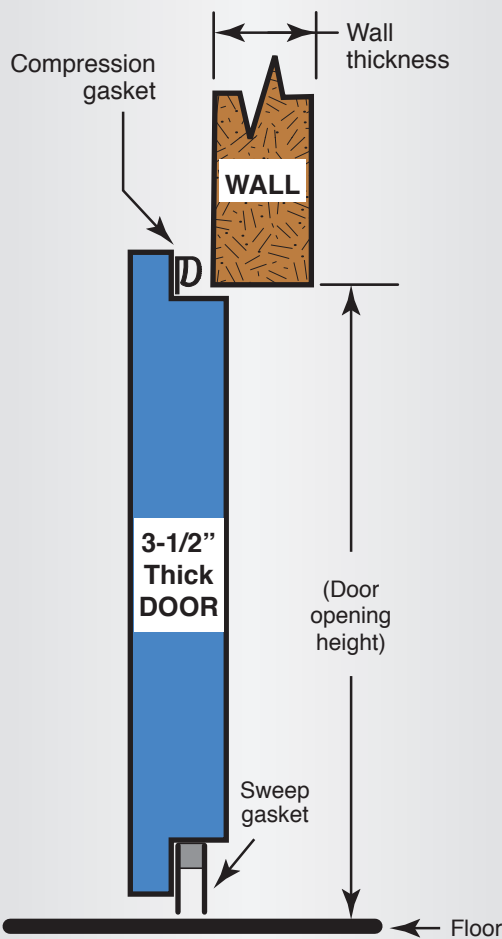
9021 Norris Ave., Sun Valley, CA 91352  
Phone: (800) 537-8300 • FAX: (800) 833-3515  
Email: california@rhsparts.com

## SELECTING THE RIGHT CUSTOM WALK-IN DOOR

(SIDE VIEW CROSS-SECTIONS)

### 3-SIDED OFFSET DOOR ONLY

Note the wiper gasket at the bottom of the door, over the even floor.

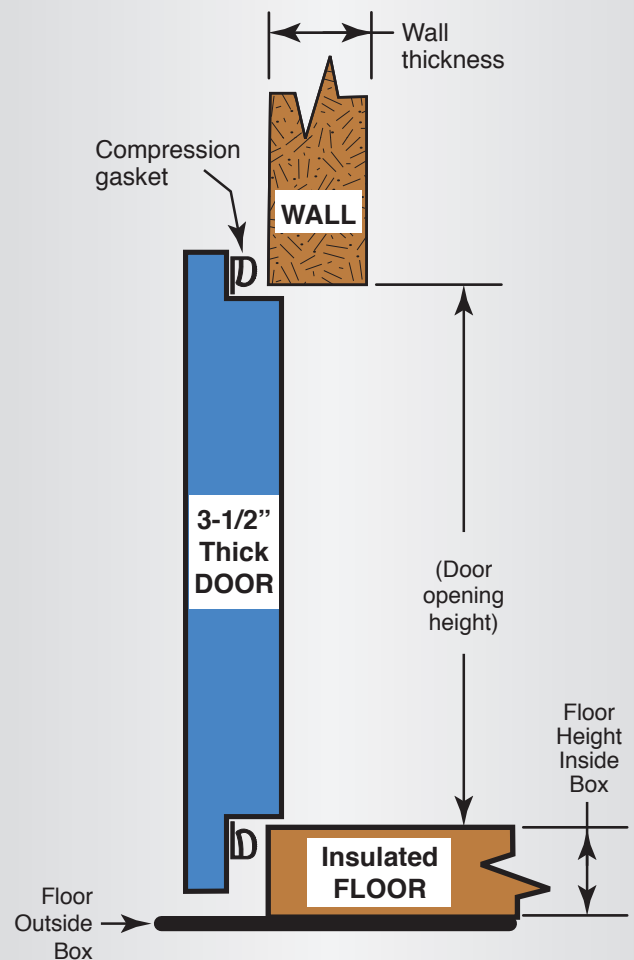


USE RHS FORM 2, page 2

### 4-SIDED OFFSET DOOR ONLY

Note the door gasket extends around all 4 sides of the door.

It is necessary to step up to enter box.



USE RHS FORM 2, page 3

Please call 800-423-2446 for assistance.